



POST ELECTION AUDIT RECONCILIATION FORM AND REPORT TO SECRETARY OF STATE - FEDERAL OFFICE

Submit completed and signed form to the Secretary of State no later than the deadline for submitting the official county canvass.

Table with 2 columns: Field Name, Value. Fields include Election Date (7-Jun-22), County Name (Carbon), Precinct Name/Number (Fromberg/Edgar P12), Contest (US Rep 2nd Congressional).

Table with 2 columns: Field Name, Value. Fields include Type of Tabulator Used in the Precinct (DS200), Tabulator Serial /ID # (319370866), Ballot Container Seal # (if # is used) (See Attached).

Total Ballots Counted by Tabulator as Shown on Tape* 299

Total Ballots Counted by Hand* 299

*Note: The County Audit Committee may not see the machine totals before the hand count

Main reconciliation table with columns: Candidate Names/Ballot Issue #/Type of Votes, Hand Count/Audit Tally, Machine Tally, Difference (Hand Tally Minus Machine Count Tally), Number of Explainable Differences, Explainable Difference Reasons, Unexplained Difference, Other Comments/Explanations. Includes a total row and a note: 'Where possible, please provide information about the Unexplained Difference between the machine count and the hand count on an attached sheet.'

Analysis section with 3 rows of questions and answers regarding unexplained differences, percentage differences, and audit procedures.

** The random-sample audit may not include a ballot that a vote-counting machine was unable to process and that was not resolved pursuant to 13-15-206 because the ballot: (a) appeared to have at least one overvote; (b) appeared to be blank; (c) was in a condition that prevented its processing by a vote-counting machine; or (d) contained a mark, error, or omission that prevented its processing by a vote-counting machine.

†Note: The purpose of the post-election audit is to determine whether the tabulating equipment has accurately counted votes. Because the purpose of the post election audit is to determine if the machine counted the votes correctly, the audit committee should be instructed to count votes consistent with the way an optical scan machine would count votes.

County Audit Committee Signatures: [Handwritten signatures] Election Administrator Signature: [Handwritten signature]

Instructions for Completing the Post-Elect

- 1. Complete a form for each precinct to be audited.
2. Fill in the Election Date, County Name, Precinct Name/Number, and Contest (e.g., United Stat Ballot Envelope Seal #.
3. Enter the Total Ballots Counted by Tabulator as Shown on Tape. Enter the Total Ballots Count machine totals before the hand count.)
4. Enter the Candidates or Ballot Issue (For and Against) in Column A.
5. Begin the hand count audit for the contest in question by precinct. See instructions starting o
Because the purpose of the post election audit is to determine if the machine counted the votes way an optical scan machine would count votes. Votes that would not be picked up by an optica administrator or election official error.
6. After the hand count is completed, enter the hand count audit tallies into Column B. Enter th
7. The differences should be calculated and appear in Column E. If the hand count total is higher if the hand count total is lower than the machine count total, the number will appear with a mini
8. For any explainable differences, put the numbers in Column F. Put the Explainable Difference errors.
As noted above, because the purpose of the post election audit is to determine if the machine cc consistent with the way an optical scan machine would count votes. Therefore, any votes cast by and do not change the unofficial election results or become part of the official county canvass.
9. For any unexplainable differences, the spreadsheet should reflect the subtraction of the totals lower than the machine count audit total by X number, the spreadsheet should indicate "Hand Cr
10. At the bottom of column H, in the red highlighted cell, the total of the numbers in H should a the discrepancy is large enough to require an additional audit. (Please be aware that if, for exam and another candidate in the same precinct receives 5 less votes in the hand count than in the m unexplained difference is 15 votes.)
11. Under the Analysis section in the bottom left hand corner of the Form and Report, the follow will need to be done and entered manually):
a. In the first box, if the unexplained difference is not at least 5 ballots, the word "No" should app "Yes" should appear with a short explanation.
b. In the second box, the percentage difference between the hand count ballots and the unexplai the total votes in Column B. (However, if the difference was not at least 5 ballots, then a short n.
c. In the third box, wording should appear indicating whether the difference was greater than .5: than .5%, then the words "Acceptable" should appear and you should certify the result to the Co official error or machine error resulted in a change of totals, the official county canvass should re
12. Repeat the above steps for each contest.



POST ELECTION AUDIT RECONCILIATION FORM AND REPORT TO SECRETARY OF STATE - STATEWIDE OFFICE

Submit completed and signed form to the Secretary of State no later than the deadline for submitting the official county canvass.

Table with election details: Election Date (7-Jun-22), County Name (Carbon), Precinct Name/Number (Fromberg/Edgar P12), Contest (Supreme Court Justice #1)

Table with tabulator details: Type of Tabulator Used in the Precinct (DS 200), Tabulator Serial /ID # (319370866), Ballot Container Seal # (Please see attached)

Total Ballots Counted by Tabulator as Shown on Tape* 299

Total Ballots Counted by Hand* 299

*Note: The County Audit Committee may not see the machine totals before the hand count

Main reconciliation table with columns: Column A (Candidate Names/Ballot Issue #/Type of Votes), Column B (Hand Count Audit Tally), Column C (Machine Tally*), Column E (Difference), Column F (Number of Explainable Differences), Column G (Explainable Difference Reasons), Column H (Unexplained Difference), Column I (Other Comments/Explanations). Rows include Jim Rice, Bill D'Alton, Overvotes, Undervotes, Write-in Votes, and Total Votes.







†Where possible, please provide information about the Unexplained Difference between the machine count and the hand count on an attached sheet.


Analysis section with three rows of questions and answers regarding unexplained differences and percentage thresholds.

** The random-sample audit may not include a ballot that a vote-counting machine was unable to process... *Note: The purpose of the post-election audit is to determine whether the tabulating equipment has accurately counted votes.

County Audit Committee Signatures: [Signatures] Election Administrator Signature: [Signature]

- 1. Complete a form for each precinct to be audit
2. Fill in the Election Date, County Name, Precinct Name, and Ballot Envelope Seal #.
3. Enter the Total Ballots Counted by Tabulator as Shown on Tape* (machine totals before the hand count.)
4. Enter the Candidates or Ballot Issue (For and Against) in Column A.
5. Begin the hand count audit for the contest in Column A.
6. After the hand count is completed, enter the Hand Count Audit Tally in Column B.
7. The differences should be calculated and appear in Column E. If the hand count total is lower than the machine count, the difference will be negative.
8. For any explainable differences, put the number of explainable differences in Column F.
9. For any unexplainable differences, the spread between the hand count and the machine count audit total by X number of votes.
10. At the bottom of column H, in the red highlighted area, indicate whether the discrepancy is large enough to require a hand count, and another candidate in the same race.
11. Under the Analysis section in the bottom left of the form, you will need to be done and entered manually):
a. In the first box, if the unexplained difference is greater than 5 votes, the word "Yes" should appear with a short explanation.
b. In the second box, the percentage difference between the hand count and the machine count should be calculated.
c. In the third box, wording should appear indicating whether the discrepancy is large enough to require a hand count.
12. Repeat the above steps for each contest.

Removed Seal	Seal Location	Seal Number Removed	Reason For Removal	Date	Replacement seal number	Initials
 <p>RECORD ON SEAL LOG 75855 DATE 6-7-2022 PLACEMENT SIGNATURE [Signature] REMOVAL SIGNATURE [Signature] 6/16/22</p>	Ballot envelope	75855	Post-Election Audit	6/16/2022	104453	JK
 <p>RECORD ON SEAL LOG 75843 DATE 6-7-2022 PLACEMENT SIGNATURE [Signature] REMOVAL SIGNATURE [Signature] 6/16/22</p>	Ballot envelope	75843	Post-Election Audit			JK
 <p>RECORD ON SEAL LOG 75820 DATE 6-7-2022 PLACEMENT SIGNATURE [Signature] REMOVAL SIGNATURE [Signature] 6/16/22</p>	Ballot envelope	75820	Post-Election Audit			JK
 <p>RECORD ON SEAL LOG 75846 DATE 6-7-2022 PLACEMENT SIGNATURE [Signature] REMOVAL SIGNATURE [Signature] 6/16/22</p>	Ballot envelope	75848	Post-Election Audit			JK
 <p>RECORD ON SEAL LOG 75837 DATE 6-7-2022 PLACEMENT SIGNATURE [Signature] REMOVAL SIGNATURE [Signature] 6/16/22</p>	Ballot envelope	75837	Post-Election Audit			JK
 <p>RECORD ON SEAL LOG 75862 DATE 6-7-2022 PLACEMENT SIGNATURE [Signature] REMOVAL SIGNATURE [Signature] 6/16/22</p>	Ballot envelope	75862	Post-Election Audit			JK

Removed Seal	Seal Location	Seal Number Removed	Reason For Removal	Date	Replacement seal number	Initials
 <p>A blue seal log card with the text 'RESPOND ON SEAL LOG' and '75792' in the top right. It has two signature lines: 'PLACEMENT SIGNATURE' and 'REMOVAL SIGNATURE', both with handwritten signatures. The date '6/16/2022' is written in the date field.</p>	Ballot envelope	75792	Post-Election Audit	6/16/2022	104453	JMK
(place removed seal here)	Ballot envelope		Post-Election Audit			
(place removed seal here)	Ballot envelope		Post-Election Audit			
(place removed seal here)	Ballot envelope		Post-Election Audit			
(place removed seal here)	Ballot envelope		Post-Election Audit			
(place removed seal here)	Ballot envelope		Post-Election Audit			